Moreton Bay Regional Council

Enquiries: Michael Smith
Direct Phone: 07 5433 2786
Our Ref: DA/38032/2019/V4EL/1
Your Ref: P.0302698.D.01
Date: 19 August 2020

J & P Richardson Industries Pty Ltd
C/- Mitchell Le Grange
PO Box 228
ARCHERFIELD BC QLD 4108

Dear Sir/Madam

Re: DEVELOPMENT APPROVAL
Planning Act 2016
Development Application No.: DA/38032/2019/V4EL/1
Property Location: 22-80 Cash Street, D'aguilar
Property Description: Lot 1 RP 230991
Development Type: Operational Works - Development Permit for Electrical Reticulation (Archers Way, Stage 1)

Please be advised that on 19 August 2020 the above development application was approved by Council Council's Delegate as the Assessment Manager subject to conditions.

The following type of approval has been issued:

- Development Permit for Operational Works (Underground Electrical Reticulation and Streetlighting)

The development allowed by this approval must be carried out in accordance with the attached Decision package.

Attached is an extract from the *Planning Act 2016* which details your appeal rights and the appeal rights of any submitters, if applicable, regarding this decision.

Should you require any further information about this matter, please contact Michael Smith as referenced above.

Yours faithfully

Paul McKay
Coordinator (Engineering Assessment - North)
Development Services

Enclosures: Attachment 1 - Decision Notice
Attachment 2 - Assessment Manager Conditions
Attachment 3 - Approved Plans / Documents
Attachment 4 - Appeal Rights

Want your plans endorsed *faster?*
or your operational works application approved *faster?*
Council have an accelerated
survey plan endorsement & operational works application option

Visit *https://www.moretonbay.qld.gov.au/mbplus*

ATTACHMENT 1

Decision Notice

Decision Notice

Planning Act 2016, section 63

APPLICATION DETAILS

Application No:	**DA/38032/2019/V4EL/1**
Applicant:	**J & P Richardson Industries Pty Ltd**
Street Address:	**22-80 Cash Street, D'AGUILAR**
Real Property Description:	**Lot 1 RP 230991**
Planning Scheme:	**Moreton Bay Regional Council Planning Scheme**

APPROVAL DETAILS

Date of Decision: 19 August 2020

The development application was approved by Council's Delegate as the Assessment Manager subject to conditions (refer Attachment 2).

Application Type	Development Permit	Preliminary Approval
Operational Works for **Underground Electrical Reticulation and Streetlighting**	☑	☐

OTHER NECESSARY PERMITS

Not applicable.

CURRENCY PERIOD OF APPROVAL

The currency period stated in section 85 of the *Planning Act 2016* applies to this approval as outlined below:

- Operational Works - 2 years from the date of this approval starts to have effect.

DEEMED APPROVAL

Not applicable.

VARIATION APPROVAL

Not applicable

INFRASTRUCTURE

Unless otherwise specified, all assessment manager conditions of this development approval relating to the provision of infrastructure are non-trunk infrastructure conditions under Chapter 4, section 145 of the *Planning Act 2016*.

ASSESSMENT MANAGER CONDITIONS

The Conditions relevant to this development approval are listed in Attachment 2 of the Decision package.

APPROVED PLANS / DOCUMENTS

The approved plans and/or documents as listed below for this development approval are included in Attachment 3 of the Decision package.

Approved Plans and Documents			
Plan / Document Name	**Reference Number**	**Prepared By**	**Dated**
Underground Electrical Reticulation & Streetlighting	E20-P.0302698.D.01-A0	J&P Richardson Industries	22/05/2020
Underground Electrical Reticulation & Streetlighting	E20-P.0302698.D.01-A1	J&P Richardson Industries	22/05/2020
Underground Electrical Reticulation & Streetlighting	E20-P.0302698.D.01-A2	J&P Richardson Industries	22/05/2020
Underground Electrical Reticulation & Streetlighting	E20-P.0302698.D.01-A3	J&P Richardson Industries	22/05/2020
Underground Electrical Reticulation & Streetlighting	E20-P.0302698.D.01-A4	J&P Richardson Industries	22/05/2020

ASSESSMENT BENCHMARKS

The Assessment Benchmarks that applied to the development from the following Categorising Instruments include;

Categorising Instrument (*Planning Regulation 2017*)

State Planning Policy

- *State Planning Policy 2017*, Part E.

Regional Plan

- *South East Queensland Regional Plan 2017 (ShapingSEQ).*

Local Categorising Instrument (Moreton Bay Regional Planning Scheme)

- Works Code

Local Categorising Instrument (Variation Approval)
Not applicable.

Local Categorising Instrument (Temporary Local Planning Instrument)
Not applicable.

OTHER RELEVANT ASSESSMENT MATTERS

Not applicable.

REASONS FOR APPROVAL DESPITE NON-COMPLIANCE WITH ASSESSMENT BENCHMARKS

Not applicable.

REFERRAL AGENCY CONDITIONS

There were no Referral Agencies applicable to this development application.

SUBMISSIONS

Not applicable.

APPEAL RIGHTS

Attachment 4 of the Decision package is an extract from the *Planning Act 2016* which details your appeal rights, and the appeal rights of any submitters, if applicable, regarding this decision.

ATTACHMENT 2

Assessment Manager Conditions of Approval

CONDITION		TIMING
OPERATIONAL WORKS - STAGE 1		
DEVELOPMENT ENGINEERING		
1	**Errors and Omissions**	
	Where errors or omissions occur in the design or works do not conform to or meet Council standards then these works shall be rectified to comply with Council standards at no cost to Council. Where drawings contain insufficient detail or do not contain details of works that are either necessary or associated with the development then these works shall be designed and constructed to Council standards. Only the approved plans shall be used for construction. Note: Council reserves the right to amend the approved drawings or request further information should this become necessary.	At all times during construction and prior to finalisation of works.
2	**Works – Applicant's Expense**	
	All works, services, facilities and/or public utility alterations required by or as a consequence of this approval or stated condition/s, whether carried out by the Council or otherwise, shall be at the developer's expense unless otherwise specified or agreed in writing. Replace existing Council infrastructure (including but not limited to street trees and footpaths) to Council's standards.	At all times during construction and prior to finalisation of works.
3	**Notification of Finalisation of Works**	
	Notify Council in writing that the development works on site have been finalised.	At the time of completion of construction.
4	**Works Through Land not owned by the Developer**	
	Where any works are proposed to be undertaken on or extend into any property not owned by the developer then the other property owner's written consent must be lodged with Council. The written consent from the land owner must identify the correct drawing title and number (including revision number) for the works within or through their land.	Prior to any works commencing within those properties.
5	**Works in Existing Roads**	
A	Works carried out in or affecting existing Roads must be undertaken so that these roads are maintained in a safe and useable condition.	At all times.
B	Provide to Council's delegated officer and receive acknowledgement of a Traffic Management Plan, with site specific Guidance Scheme, prepared and signed by an appropriately qualified person and in accordance with the Manual of Uniform Traffic Control Devices (MUTCD) for any	At least five (5) days prior to undertaking the works in or affecting existing roads.

CONDITION		TIMING
OPERATIONAL WORKS - STAGE 1		
	works that will affect traffic movements or traffic safety in existing roads. Note: • A 'Part Road Closure Application' for Development Works form is to accompany the Traffic Management Plan submission. • This submission is required to be made in addition to any Traffic Management Plan which has been submitted and/or approved as part of a Construction Management Plan for the site during the development application process for Material Change of Use or Reconfiguring a Lot or subsequent non-IDAS applications.	
6	**Construction Hours Restrictions**	
	Ensure hours of construction are limited to 0630 to 1830 Monday to Saturday and not at all on Sundays and public holidays. Note: Council's engineer may approve (in writing) work outside the above hours where it can be demonstrated to the satisfaction of Council that the work will not cause unreasonable interference with the amenity of adjoining premise and any person.	At all times.
7	**Construction Nuisance and Annoyance**	
	Ensure construction works do not cause unreasonable interference with the amenity of adjoining premise and any person by reason of noise, vibration, electrical interference, smell, fumes, vapour, steam, soot, ash, dust, silt, wastewater, waste products, grit, oil or otherwise.	At all times.
8	**Construction Site Management**	
	Ensure the construction site is kept in a clean and tidy state.	At all times.
9	**Road Crossings in Existing Roads**	
	All services crossings under Existing Council Roads are to be tunnel bored unless approved otherwise by Council's delegated officer. Where approval is given for open trenching, the following is to apply: • Minor Roads - backfill shall be compacted in layers to 95% standard maximum dry density and topped with 300mm of pavement material and a 50mm AC wearing course. • Sub-arterial or Arterial roads - refer to I.P.W.E.A. Standard Drawing RS-170.	At all times during construction.

CONDITION		TIMING
OPERATIONAL WORKS - STAGE 1		
	• Verge - Backfill shall be compacted to 90% standard maximum dry density and topped with 75mm of sandy loam. Restoration of any vegetation shall be undertaken to a standard as near as practicable to the pre-construction standard.	
10	**Electrical Standards**	
	Design and install all electrical reticulation and street lighting in accordance the MBRC Planning Scheme, planning scheme policies and standard drawings current at the time of construction.	Prior to civil works being accepted On Maintenance.
11	**Electrical Works**	
	Energise all completed electrical installation works.	Prior to civil works being accepted On Maintenance.
12	**Pole Alignment – on kerbed roads**	
	Install poles within the verge on an alignment of 900mm behind the kerb invert.	Prior to civil works being accepted On Maintenance.
13	**Pathway Lighting**	
	Provide lighting to all pedestrian pathways or bikeways in public open space or in a separate pathway reserve.	Prior to civil works being accepted On Maintenance.

ADVICES	
1	**Development Permit**
	This approval shall comply with all the conditions of related approval as stipulated in Council's Decision Notice – Development Permit dated 18/12/2019 referenced as DA/38032/2019/V3RL. The Applicant needs to be aware that the Currency Period of that Decision Notice may determine the validity period of this Decision Notice.
2	**Extent of Checking by Council**
	This approval shall not be taken to mean that the drawings have been checked in detail and Council accepts no responsibility whatsoever for the survey information, the design, or for the accuracy of any information or detail contained in the approved drawings and specifications.
3	**Aboriginal Cultural Heritage Act**
	The *Aboriginal Cultural Heritage Act 2003* commenced in Queensland on April 16, 2004. Under the Act, indigenous parties are key in assessing cultural heritage significance. The *Aboriginal Cultural Heritage Act 2003* establishes a Duty of Care for indigenous cultural heritage. This applies on all land and water, including freehold land. The Cultural Heritage Duty of Care lies with the person or entity conducting the activity. Penalty provisions apply for failing to fulfil the Cultural Heritage Duty of Care.

ADVICES	
	Those proposing an activity that involves additional surface disturbance beyond that which has already occurred on the proposed site need to be mindful of the Duty of Care requirement. Details of how to fulfil the Duty of Care are outlined in the Duty of Care Guidelines gazetted with the Act. Council strongly advises that you contact the relevant state agency to obtain a copy of the Duty of Care Guidelines and further information on the responsibilities of developer under the terms of the *Aboriginal Cultural Heritage Act 2003*.
4	**Environmental Protection Act**
	It remains the duty of care of the site owner not to cause Environmental Harm as defined under the *Environmental Protection Act 1994*.
5	**Limitations of Approval**
	Approval of the works does not imply that other services will not be encountered and does not grant indemnity to the Electrical Consultant against damage caused to any other services.
6	**Location of Services**
	The responsibility for positive location of all other services including but not limited to water mains, sewerage, Telstra and gas remains with the Electrical Consultant.
7	**Acceptance Based on Applicant's Certification**
	Council's acceptance of the above submission is based solely on the applicant's certification that the proposal conforms totally to Council's Planning Scheme, Planning Scheme Policies and standard drawings.

ATTACHMENT 3

Approved Plans / Documents

PROPOSED SUBDIVISION

PROPOSED LOTS 1–27
CANCELLING LOT 1 ON RP230991

No OF LOTS:– 27
U.B.D. MAP 35 REF. L10

SPECIFICATIONS
THIS WORKS PLAN IS TO BE READ IN CONJUNCTION WITH THE FOLLOWING ENERGEX MANUALS AND SPECIFICATIONS:

* OVERHEAD CONSTRUCTION MANUAL
* UNDERGROUND DISTRIBUTION CONSTRUCTION MANUAL
* PUBLIC LIGHTING CONSTRUCTION MANUAL

CONSUMERS INSTALLATIONS SHALL COMPLY WITH AS/NZS 3000:2018 SAA WIRING RULES

ORIGIN: NEW RESIDENTIAL SUBDIVISION
NOTES:

1. DESIGN & CONSTRUCTION BY DEVELOPER
2. ALL SWITCHING TO BE CO–ORDINATED WITH WORKS CO–ORDINATOR
3. ENERGEX WILL CARRY OUT SPOT CHECKS ON COMPLETION.
4. CONSULTANT TO ISSUE CERTIFICATE OF COMPLETION
5. TEST RESULTS & "AS CONSTRUCTED" DRAWINGS TO ENERGEX
6. ROUNDABOUT LIGHTING POSITIONED IN ACCORDANCE WITH MBRC INTEGRATED DESIGN APPPENDIX A 15.2.4(g).
7. STREETLIGHTING: DESIGNED IN ACCORDANCE WITH MORETON BAY REGIONAL COUNCIL GUIDELINES
SECTION OF CASH ST RELEVANT TO SUBDIVISION DESIGNED IN ACCORDANCE WITH AS/NZS 1158.3.1:2005 CATEGORY P4 (EXCLUDING ROUNDABOUT REFER NOTE 6).
SECTION OF BANKSIA CL, FLINDERS ST & BRADMAN ST RELEVANT TO SUBDIVISION DESIGNED IN ACCORDANCE WITH AS/NZS 1158.3.1:2005 CATEGORY P5 (EXCLUDING ROUNDABOUT REFER NOTE 6).

SIGNED _____ .DATE:22/06/20
S.FLOWER R.P.E.Q 5164.

7. A 7.375m WIDE X 7.1m DEEP ROAD RESERVE FOR A PADMOUNT TRANSFORMER AND RMU SITE IS REQUIRED IN LOT No.901.

CONSTRUCTION NOTES

1. REFER CIVIL CONSULTANTS WATER AND SEWER RETICULATION DRAWINGS BEFORE EXCAVATION.
2. CABLE MARKER PLATES AND BOLLARDS TO BE INSTALLED AS REQUIRED.
3. IT IS YOUR RESPONSIBILITY TO CHECK ALL POLES BEFORE CARRYING OUT ANY WORK (I.E. BELOW GROUND CHECK.) SUPPORT CONDEMNED POLES.

TARGET DATES
MATERIALS REQ'D – OCTOBER 2020
SUPPLY REQ'D – OCTOBER 2020

ON SITE SERVICE CHECKS
ON SITE CHECKS OF EXISTING SERVICES SHOULD BE ARRANGED WITH THE RELEVANT AUTHORITIES LISTED BELOW.

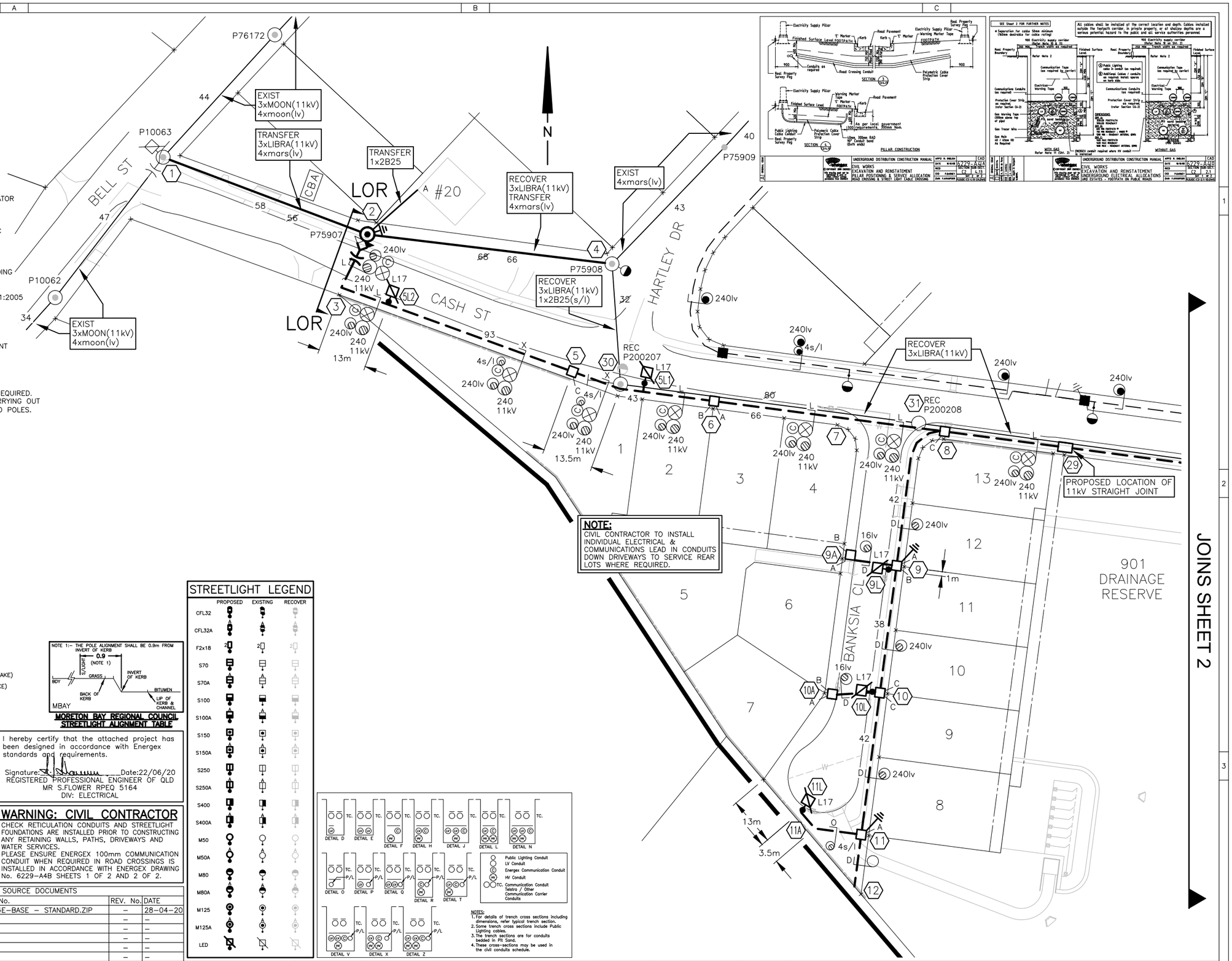

LEGEND

- THICK CONTINUOUS LINE – PROPOSED OVERHEAD
- THIN CONTINUOUS LINE – EXISTING OVERHEAD
- THICK DASHED LINE – PROPOSED UNDERGROUND
- THIN DASHED LINE – EXISTING UNDERGROUND
- WATER X–ING
- RETAINING WALL
- SWALE
- EXISTING CABLE
- PROPOSED CABLE
- SPARE CONDUIT (125mm, 40mm, 100mm)
- COMMS CONDUIT
- PROPOSED PILLAR
- EXISTING PILLAR
- FUTURE PILLAR
- LINK PILLAR
- C&I PILLAR
- PROPOSED STREETLIGHT PIT
- EXISTING STREETLIGHT PIT
- EXISTING POLES (LV&HV, HV, LV)
- PROPOSED POLES (LV&HV, HV, LV)
- PADMOUNT TRANSFORMER
- POLE MOUNTED TRANSFORMER
- PROPOSED MEN (EARTH GROUND STAKE)
- EXISTING MEN (EARTH GROUND STAKE)
- ZERO LOT BOUNDARY
- OPTIONAL ZERO LOT BOUNDARY
- CABLE MARKER
- LOW VOLTAGE SERVICE PIT

MORETON BAY REGIONAL COUNCIL STREETLIGHT ALIGNMENT TABLE

I hereby certify that the attached project has been designed in accordance with Energex standards and requirements.

Signature: _____ Date:22/06/20
REGISTERED PROFESSIONAL ENGINEER OF QLD
MR S.FLOWER RPEQ 5164
DIV: ELECTRICAL

THE CONDUITS & CABLES DETAILED ON THIS DRAWING HAVE BEEN CHECKED BY THE UNDERSIGNED & AS FAR AS CAN BE DETERMINED ARE ON THE CORRECT ALIGNMENTS & AT THE CORRECT DEPTHS BELOW THE FINISHED SURFACE LEVEL OF THE FOOTPATH OR ROAD SURFACE.

CONDUIT & CABLE LOCATIONS CARRIED OUT BY:
NAME: _____
COMPANY: _____
ADDRESS: _____

DATE CONDUITS & CABLES LOCATED: ____ /____ /____
TYPE OF LOCATION EQUIPMENT USED: BRAND NAME: _____
MODEL: _____
SIGNATURE: _____ DATE LAST SERVICED: _____

WARNING: CIVIL CONTRACTOR
CHECK RETICULATION CONDUITS AND STREETLIGHT FOUNDATIONS ARE INSTALLED PRIOR TO CONSTRUCTING ANY RETAINING WALLS, PATHS, DRIVEWAYS AND WATER SERVICES.
PLEASE ENSURE ENERGEX 100mm COMMUNICATION CONDUIT WHEN REQUIRED IN ROAD CROSSINGS IS INSTALLED IN ACCORDANCE WITH ENERGEX DRAWING No. 6229–A4B SHEETS 1 OF 2 AND 2 OF 2.

HAVE YOU ASSESSED THE RISK ASSOCIATED WITH THIS WORK?
REPORT PROMPTLY ANY CONDITION LIABLE TO CAUSE AN ACCIDENT REMEMBER
YOU ARE RESPONSIBLE FOR YOUR SAFETY

SOURCE DOCUMENTS

AUTHOR	DRG. No.	REV. No.	DATE
JFP	M2584E–BASE – STANDARD.ZIP	–	28–04–20
–	–	–	–
–	–	–	–
–	–	–	–
–	–	–	–
–	–	–	–

STREETLIGHT LEGEND

THIS DRAWING OR PART THEREOF IS PROTECTED BY THE LAWS OF COPYRIGHT & MAY NOT BE COPIED OR REPRODUCED WITHOUT THE EXPRESS PERMISSION OF J & P RICHARDSON INDUSTRIES. © 2020

LETTER	DESCRIPTION	DATE	AM'D BY	CHK'D

FILE NAME: P.0302698.D.01.DWG LAST SAVED: 22–Jun–20

ALIGNMENTS		CLEARING	BY DEVELOPER
ENERGEX	REFER UDC	WAYLEAVES	NO
NBN Co.	JOINT USE	EASEMENTS	NO
TELSTRA	LOCATE	ROAD RESERVE	YES
GAS	LOCATE	LOCAL AUTHORITY	MORETON BAY REGIONAL COUNCIL
WATER	LOCATE		
STORMWATER	LOCATE	COUNCIL REF	DA/38032/2019/V3RL
SEWERAGE	LOCATE	TELSTRA REF	AFR–17447054
LINK WATER	LOCATE	NBN REF	STG–W000123258
PEGGED?	ON REQUEST	T.E.S.	NO

CONTACTS		SCALE	1:500 AT A1/1:1000 AT A3
COUNCIL	DBYD – 1100	DESIGNER	MITCHELL LE GRANGE
TELSTRA	DBYD – 1100	TRACED	BYRON HEMPHILL
CIVIL CONSULTANT	JFP URBAN CONSULTANTS PH: 5450 3900	CHECKED	**LUKE SHINE**
		INITIAL & DATE	**G.W. 22–06–20**
SURVEYOR	JFP URBAN CONSULTANTS PH: 5450 3900	CONSTRUCTION	PETER HARLEY
ENERGEX WORKS CO–ORDINATOR	ROBBIE PALOMBO PH: 3664 7235	CLIENT NAME	DENNIS FAMILY CORPORATION
APA GROUP	3215 6655	JOB No.	P.0302698.D.01

J&P RICHARDSON INDUSTRIES Electrical Contractors & Engineers
Campbell Ave Wacol Ph:(07)3271 2911 Fax:(07)3271 3623

TITLE
UNDERGROUND ELECTRICAL RETICULATION & STREETLIGHTING TO PROPOSED SUBDIVISION CASH STREET STAGE 1 D'AGUILAR

"PRELIMINARY"

DRAWING No E20–P.0302698.D.01
SHEET 1 OF 5
SHEET No A0
AMENDMENT –

ENERGEX PROJECT No. S0202867

Moreton Bay Regional Council
Approved Subject to Conditions of Decision Notice DA/38032/2019/V4EL/1

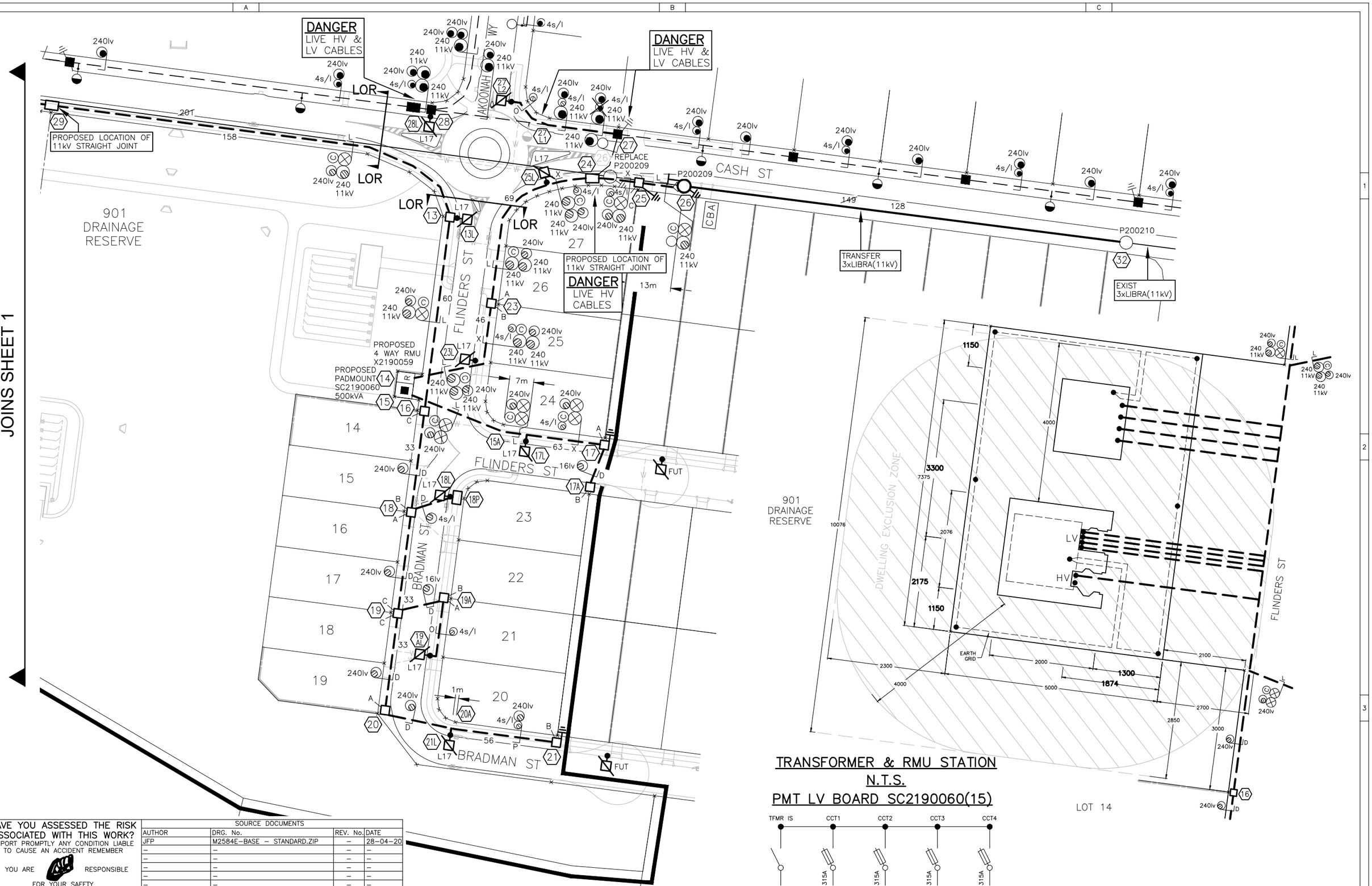

HAVE YOU ASSESSED THE RISK ASSOCIATED WITH THIS WORK?
REPORT PROMPTLY ANY CONDITION LIABLE TO CAUSE AN ACCIDENT REMEMBER
YOU ARE RESPONSIBLE FOR YOUR SAFETY

SOURCE DOCUMENTS

AUTHOR	DRG. No.	REV. No.	DATE
JFP	M2584E–BASE – STANDARD.ZIP	–	28–04–20
–	–	–	–
–	–	–	–
–	–	–	–
–	–	–	–
–	–	–	–

THIS DRAWING OR PART THEREOF IS PROTECTED BY THE LAWS OF COPYRIGHT & MAY NOT BE COPIED OR REPRODUCED WITHOUT THE EXPRESS PERMISSION OF J & P RICHARDSON INDUSTRIES. © 2020

LETTER	DESCRIPTION	DATE	AM'D BY	CHK'D

FILE NAME: P.0302698.D.01.DWG LAST SAVED: 22–Jun–20

ALIGNMENTS		CLEARING	BY DEVELOPER
ENERGEX	REFER UDC	WAYLEAVES	NO
NBN Co.	JOINT USE	EASEMENTS	NO
TELSTRA	LOCATE	ROAD RESERVE	YES
GAS	LOCATE	LOCAL AUTHORITY	MORETON BAY REGIONAL COUNCIL
WATER	LOCATE		
STORMWATER	LOCATE	COUNCIL REF	DA/38032/2019/V3RL
SEWERAGE	LOCATE	TELSTRA REF	AFR–17447054
LINK WATER	LOCATE	NBN REF	STG–W000123258
PEGGED?	ON REQUEST	T.E.S.	NO

CONTACTS	
COUNCIL	DBYD – 1100
TELSTRA	DBYD – 1100
CIVIL CONSULTANT	JFP URBAN CONSULTANTS PH: 5450 3900
SURVEYOR	JFP URBAN CONSULTANTS PH: 5450 3900
ENERGEX WORKS CO–ORDINATOR	ROBBIE PALOMBO PH: 3664 7235
APA GROUP	3215 6655

SCALE	1:500 AT A1/1:1000 AT A3
DESIGNER	MITCHELL LE GRANGE
TRACED	BYRON HEMPHILL
CHECKED	**LUKE SHINE**
INITIAL & DATE	**G.W. 22–06–20**
CONSTRUCTION	PETER HARLEY
CLIENT NAME	DENNIS FAMILY CORPORATION
JOB No.	P.0302698.D.01

J&P RICHARDSON INDUSTRIES
Electrical Contractors & Engineers
Campbell Ave Wacol Ph:(07)3271 2911 Fax:(07)3271 3623

TITLE
UNDERGROUND ELECTRICAL RETICULATION & STREETLIGHTING TO PROPOSED SUBDIVISION CASH ST STAGE 1 D'AGUILAR

"PRELIMINARY"

DRAWING No E20–P.0302698.D.01
SHEET 2 OF 5
SHEET No A1
AMENDMENT –

ENERGEX PROJECT No. S0202867

Moreton Bay Regional Council

Approved Subject to Conditions of Decision Notice DA/38032/2019/V4EL/1

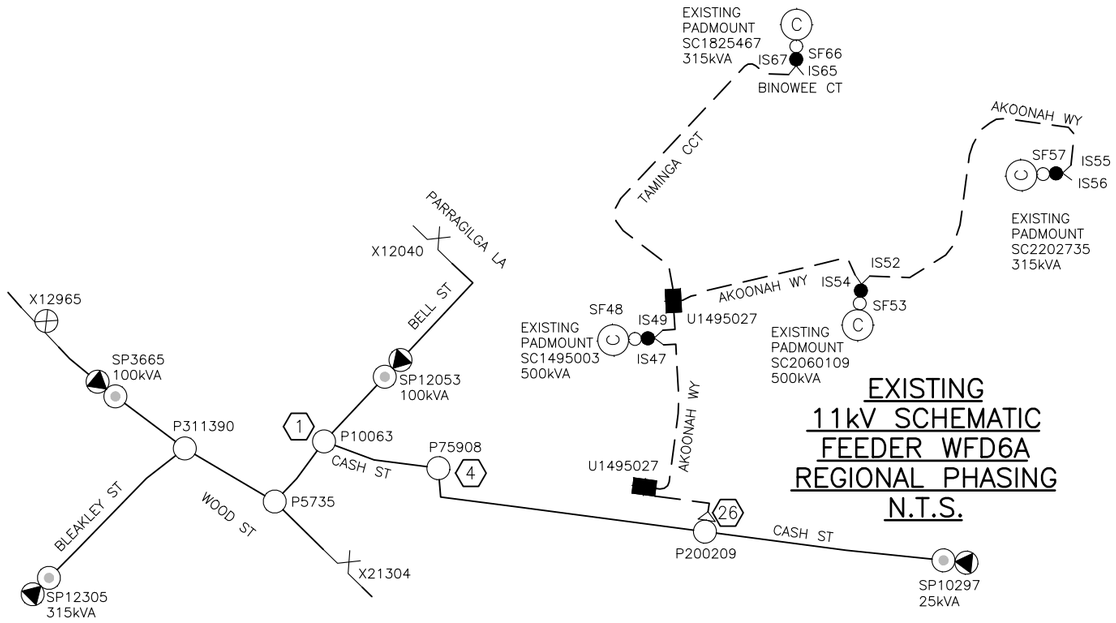

EXISTING 11kV SCHEMATIC FEEDER WFD6A REGIONAL PHASING N.T.S.

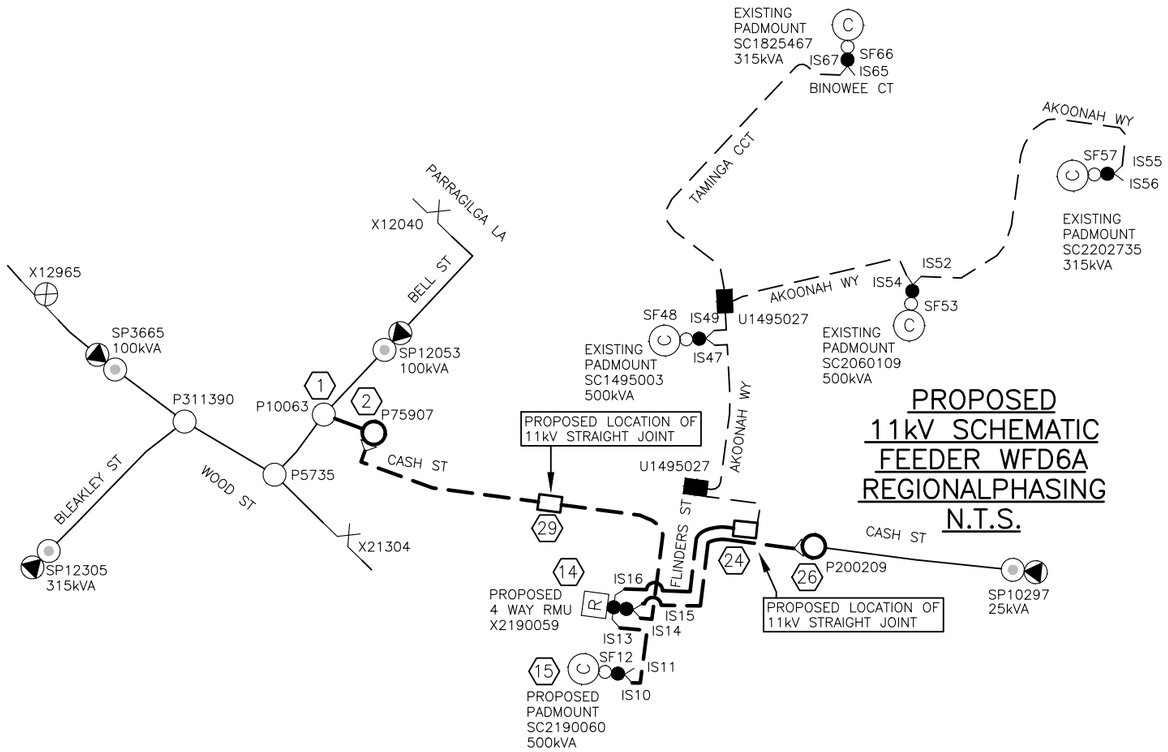

PROPOSED 11kV SCHEMATIC FEEDER WFD6A REGIONALPHASING N.T.S.

LABEL SIZE	LABEL COLOUR	LETTER SIZE		LABEL INFORMATION						LABEL LOCATION	LABEL DESCRIPTION
150x40	WB	20								FRONT	RMU IDENTIFICATION
50x20	BLUE W	10								FRONT	DESIGN IDENTIFICATION
100x40	WB	15		IS47		IS49		SF48		NEAR ISOLATOR	ISOLATOR IDENTIFICATION
150x40	BW	20								FRONT	FEEDER DESTINATION
150x50	BW	10		TO FLINDERS ST X2190059 IS16		EXIST		TO TRANSFORMER		CABLE BOX	CABLE DESTINATION
150x50	BW	10		TO FLINDERS ST X2190059 IS16		EXIST		TO TRANSFORMER		INSIDE SIDE WALL	CABLE DESTINATION
80x35	RED BACKGROUND WHITE LETTERS	3.5		UG CABLE HAS BEEN CONNECTED AS FOLLOWS		UG CABLE HAS BEEN CONNECTED AS FOLLOWS				FRONT	CABLE DESTINATION
		3.5	5	EQUIPMENT MARKINGS	UVW	EQUIPMENT MARKINGS	UVW				
				CABLE PHASE MARKINGS	ABC	CABLE PHASE MARKINGS	ABC				

SC1495003

LABEL SIZE	LABEL COLOUR	LETTER SIZE		LABEL INFORMATION								LABEL LOCATION	LABEL DESCRIPTION
150x40	WB	20										FRONT	RMU IDENTIFICATION
50x20	BLUE W	10										FRONT	DESIGN IDENTIFICATION
100x40	WB	15		IS13		IS14		IS15		IS16		NEAR ISOLATOR	ISOLATOR IDENTIFICATION
150x40	BW	20										FRONT	FEEDER DESTINATION
150x50	BW	10		TO FLINDERS ST SC2190060 IS10		TO CASH ST P75907		TO CASH ST P200209		TO AKOONAH WY SC1495003 IS47		CABLE BOX	CABLE DESTINATION
150x50	BW	10		TO FLINDERS ST SC2190060 IS10		TO CASH ST P75907		TO CASH ST P200209		TO AKOONAH WY SC1495003 IS47		INSIDE SIDE WALL	CABLE DESTINATION
80x35	RED BACKGROUND WHITE LETTERS	3.5		UG CABLE HAS BEEN CONNECTED AS FOLLOWS		UG CABLE HAS BEEN CONNECTED AS FOLLOWS		UG CABLE HAS BEEN CONNECTED AS FOLLOWS		UG CABLE HAS BEEN CONNECTED AS FOLLOWS		FRONT	CABLE DESTINATION
		3.5	5	EQUIPMENT MARKINGS	UVW	EQUIPMENT MARKINGS	UVW	EQUIPMENT MARKINGS	UVW	EQUIPMENT MARKINGS	UVW		
				CABLE PHASE MARKINGS	ABC	CABLE PHASE MARKINGS	ABC	CABLE PHASE MARKINGS	ABC	CABLE PHASE MARKINGS	ABC		

X2190059(14)

LABEL SIZE	LABEL COLOUR	LETTER SIZE		LABEL INFORMATION						LABEL LOCATION	LABEL DESCRIPTION
150x40	WB	20								FRONT	RMU IDENTIFICATION
50x20	BLUE W	10								FRONT	DESIGN IDENTIFICATION
100x40	WB	15		IS10		IS11		SF12		NEAR ISOLATOR	ISOLATOR IDENTIFICATION
150x40	BW	20								FRONT	FEEDER DESTINATION
150x50	BW	10		TO FLINDERS ST X2190059 IS13		SPARE		TO TRANSFORMER		CABLE BOX	CABLE DESTINATION
150x50	BW	10		TO FLINDERS ST X2190059 IS13		SPARE		TO TRANSFORMER		INSIDE SIDE WALL	CABLE DESTINATION
80x35	RED BACKGROUND WHITE LETTERS	3.5		UG CABLE HAS BEEN CONNECTED AS FOLLOWS						FRONT	CABLE DESTINATION
		3.5	5	EQUIPMENT MARKINGS	UVW						
				CABLE PHASE MARKINGS	ABC						

SC2190060(15)

SWITCHING & COMMISSIONING PLAN
– LIVE LINE, HV & LV –
– GENERATORS X 2 –

- ENERGEX TO INSTALL GENERATORS AT SC1825467 & SC2060109.
- ENERGEX TO OPEN X12040 & BREAK BRIDGES AT P5735.
- JPR TO CARRY OUT WORKS (UG/OVERHEAD NETWORK).
- ENERGEX TO REVERSE SWITCHING
- UPON COMPLETION OF WORKS LIVE LINE TO BRIDGE IN UNDERGROUND 11kV.
- ENERGEX TO TEST & COMMISSION SC2190060 (15)
- JPR TO BRIDGE IN UNDERGROUND LV

– INTERRUPTION TO SC1495003, SC2202735, SP12053 & SP10297 –

HAVE YOU ASSESSED THE RISK ASSOCIATED WITH THIS WORK?
REPORT PROMPTLY ANY CONDITION LIABLE TO CAUSE AN ACCIDENT REMEMBER
YOU ARE RESPONSIBLE FOR YOUR SAFETY

SOURCE DOCUMENTS

AUTHOR	DRG. No.	REV. No.	DATE
JFP	M2584E–BASE – STANDARD.ZIP	–	28–04–20
–	–	–	–
–	–	–	–
–	–	–	–
–	–	–	–
–	–	–	–

THIS DRAWING OR PART THEREOF IS PROTECTED BY THE LAWS OF COPYRIGHT & MAY NOT BE COPIED OR REPRODUCED WITHOUT THE EXPRESS PERMISSION OF J & P RICHARDSON INDUSTRIES. © 2020

LETTER	DESCRIPTION	DATE	AM'D BY	CHK'D

FILE NAME: P.0302698.D.01.DWG LAST SAVED: 22–Jun–20

ALIGNMENTS		CLEARING	BY DEVELOPER
ENERGEX	REFER UDC	WAYLEAVES	NO
NBN Co.	JOINT USE	EASEMENTS	NO
TELSTRA	LOCATE	ROAD RESERVE	YES
GAS	LOCATE	LOCAL AUTHORITY	MORETON BAY REGIONAL COUNCIL
WATER	LOCATE		
STORMWATER	LOCATE	COUNCIL REF	DA/38032/2019/V3RL
SEWERAGE	LOCATE	TELSTRA REF	AFR–17447054
LINK WATER	LOCATE	NBN REF	STG–W000123258
PEGGED?	ON REQUEST	T.E.S.	NO

CONTACTS		SCALE	N.T.S.
COUNCIL	DBYD – 1100	DESIGNER	MITCHELL LE GRANGE
TELSTRA	DBYD – 1100	TRACED	BYRON HEMPHILL
CIVIL CONSULTANT	JFP URBAN CONSULTANTS PH: 5450 3900	CHECKED	LUKE SHINE
		INITIAL & DATE	G.W. 22–06–20
SURVEYOR	JFP URBAN CONSULTANTS PH: 5450 3900	CONSTRUCTION	PETER HARLEY
ENERGEX WORKS CO–ORDINATOR	ROBBIE PALOMBO PH: 3664 7235	CLIENT NAME	DENNIS FAMILY CORPORATION
APA GROUP	3215 6655	JOB No.	P.0302698.D.01

J&P RICHARDSON INDUSTRIES Electrical Contractors & Engineers Campbell Ave Wacol Ph:(07)3271 2911 Fax:(07)3271 3623

TITLE
UNDERGROUND ELECTRICAL RETICULATION & STREETLIGHTING TO PROPOSED SUBDIVISION CASH ST STAGE 1 D'AGUILAR

"PRELIMINARY"

DRAWING No E20–P.0302698.D.01
SHEET 3 OF 5
SHEET No A2
AMENDMENT –

ENERGEX PROJECT No. S0202867

Moreton Bay Regional Council
Approved Subject to Conditions of Decision Notice DA/38032/2019/V4EL/1

File Name:-P.0302698.D.01.xls **TOTAL EQUIPMENT SCHEDULE** DATE: 22-Jun-20

CLIENT SUPPLY								ENERGEX SUPPLY			
UGD		UGD		SLD		OHD		UGE		OHE	
DESCRIPTION	QTY	DESCRIPTION	QTY	DESCRIPTION	QTY	DESCRIPTION	QTY	DESCRIPTION	QTY	DESCRIPTION	QTY
1011-2	5	LVSP2-6SL	4	ASSY833-1	1	11BRAL/240XL	2				
11AT240XSH	664	LVSP4-6	4	LVFDR2C4	390	11PTTRIPXW	2				
11ST24/24X	2	LVSP4-6SL	6	SB75115CI	6	11TC/S	2				
1SGTPM9524XG	4	LVSP9-6	1	SC0004434	13	BR95	4				
2DBSTA24D	1	S25118	1	SC0015505	1	CGEC	1				
ADE	5	S34142	1	SLEDGL0167N	6	CGES	1				
CIVJTPROT	2	SC0006614	30	SLEDGL01712	8	GSE39/SAS25	1				
DSHVF5SLK	1	SC0017349	19	SLNOS3CI	8	HVTLI	6				
DSLVF31	4	SC0019566	1			LIBRA	6				
DSPMTEGSA	2	SC0019959	1			LVBR240/AOH	1				
DSRMSIGN	1					LVS	1				
DSSQPMCEG	2					LVT240/HV	1				
LVFDR4C16	113					LVTMA	8				
LVFDR4C240A	898					MARS	8				
LVPT4C240	4					SC00006265	6				
LVSP12-6	2					SC00008797	4				
LVSP12-6SL	1					SC15568D	1				
						SET102-2	4				

TOTAL TRENCH LENGTH: 1025 metres

URD ELECTRICAL CONDUIT SCHEDULE DATE: 22-Jun-20

LOCATION	STATIONS FROM - TO	ELEC. CONDUIT LENGTH (m) 40mm	No	100mm	No	125mm	No	COMMS CONDUIT LENGTH (m) 100mm	No	ELEC. BENDS (Deg/No) 40mm 90	100mm 30	100mm 45	100mm 90	125mm 30	125mm 45	125mm 90	COMMS BENDS 100mm 30	100mm 45	100mm 90	X-SECTION (m) EXCAV/ TAPE	TRENCH DETAIL	PROTECTIVE COVER REQUIRED	DRAW WIRE	KERB MARK	REMARKS
CASH ST	2-3											2			4			2							ROAD CROSSING
	3-5L2			13	1	13	2	13	1											13	L		60		
	5L2-5	56	1	52	1	52	2	52	1	3		1								56	X	4	274		
	5-5L1	24	1	20	1	20	2	20	1	3		1		2			1			24	X	4	114		
	5L1-7			52	1	52	2	52	1			2								52	L		216		
	7-8											1													ROAD CROSSING
BANKSIA CL	8-9			38	1						3	2								38	D		40		
	9-9A												2												ROAD CROSSING
	9-9L	5	1	1	1					3		1								5	P	4	10		
	9L-12			87	1															87	D		89		
	10-10A												2												ROAD CROSSING
	10-10L	4	1							3										4	O	4	6		
	11-11A									3															ROAD CROSSING
	11A-11L	9	1							1										9	O	4	11		
CASH ST/ FLINDERS ST	8-15			207	1	207	2	207	1		3	3		8			4			207	L		836		
FLINDERS ST	13-13L	4	1							3										4	O	4	6		
	15-16			3	1	3	2	3	1			1								3	L		20		
	15-15A											1													ROAD CROSSING
	15A-17L			7	1	7	2	7	1											7	L		36		
	17L-17	27	1	23	1	23	2	23	1	3		1								27	X	4	129		
	17-17A												2												ROAD CROSSING
BRADMAN ST	16-20			88	1							6								88	D		90		
	18-18P												1												ROAD CROSSING
	18P-18L	4	1							3										4	O	4	6		
	19-19A												2												ROAD CROSSING
	19A-19AL	21	1							3										21	O	4	23		
	20-20A											1													ROAD CROSSING
	20A-21	30	1	30	1					1		1								30	P		64		
	20A-21L	4	1							2										4	O	4	6		
FLINDERS ST	14-23L											1			2			1							ROAD CROSSING
	23L-23	21	1	17	1	17	2	17	1	3		1								21	X	4	99		
	23-25L			39	1	39	2	39	1		5	1		10			5			39	L		164		
	25L-25	30	1	26	1	26	2	26	1	3	4	1		8			4			30	X	4	144		
	25-26			13	1	13	2	13	1				1			2				13	L		60		
CASH ST	27L1-27L2	7	1							3										7	O	4	9		
	28-28L	4	1							3										4	O	4	6		
VARIOUS LOCATIONS																						5			COVER STRIP FOR MEN
TOTAL CIVIL		**250**		**716**		**944**		**472**		**43**	**15**	**28**	**10**	**28**	**6**	**2**	**14**	**3**	**0**	**797**		**61**	**2518**	**0**	

URD CIVIL CONDUIT SCHEDULE DATE: 22-Jun-20

LOCATION	STATIONS FROM - TO	CONDUIT LENGTH (m) 40mm	No	100mm	No	125mm	No	COMMS CONDUIT LENGTH (m) 100mm	No	X-SECTION (m) EXCAV/ TAPE	TRENCH DETAIL	PLUGS	PROTECTIVE COVER REQUIRED	DRAW WIRE	KERB MARK	REMARKS
CASH ST	2-3			22	1	22	2	22	1	22	L	8	22	96	2	CIVIL CONTRACTOR TO SUPPLY & INSTALL CROSS ROAD CONDUITS
	7-8			29	1	29	2	29	1	29	L	8	29	124	2	CIVIL CONTRACTOR TO SUPPLY & INSTALL CROSS ROAD CONDUITS
BANKSIA CL	9-9A			17	1					17	D	2	17	19	2	CIVIL CONTRACTOR TO SUPPLY & INSTALL CROSS ROAD CONDUITS
	10-10A			17	1					17	D	2	17	19	2	CIVIL CONTRACTOR TO SUPPLY & INSTALL CROSS ROAD CONDUITS
	11-11A			17	1					17	D	2	17	19	2	CIVIL CONTRACTOR TO SUPPLY & INSTALL CROSS ROAD CONDUITS
FLINDERS ST	15-15A			25	1	25	2	25	1	25	L	8	25	108	2	CIVIL CONTRACTOR TO SUPPLY & INSTALL CROSS ROAD CONDUITS
	17-17A			17	1					17	D	2	17	19	2	CIVIL CONTRACTOR TO SUPPLY & INSTALL CROSS ROAD CONDUITS
BRADMAN ST	18-18P			18	1					18	D	2	18	20	2	CIVIL CONTRACTOR TO SUPPLY & INSTALL CROSS ROAD CONDUITS
	19-19A			18	1					18	D	2	18	20	2	CIVIL CONTRACTOR TO SUPPLY & INSTALL CROSS ROAD CONDUITS
	20-20A			23	1					23	D	2	23	25	2	CIVIL CONTRACTOR TO SUPPLY & INSTALL CROSS ROAD CONDUITS
	15-23L			25	1	25	2	25	1	25	L	8	25	108	2	CIVIL CONTRACTOR TO SUPPLY & INSTALL CROSS ROAD CONDUITS
TOTAL CIVIL		**0**		**228**		**202**		**101**		**228**		**46**	**228**	**577**	**22**	

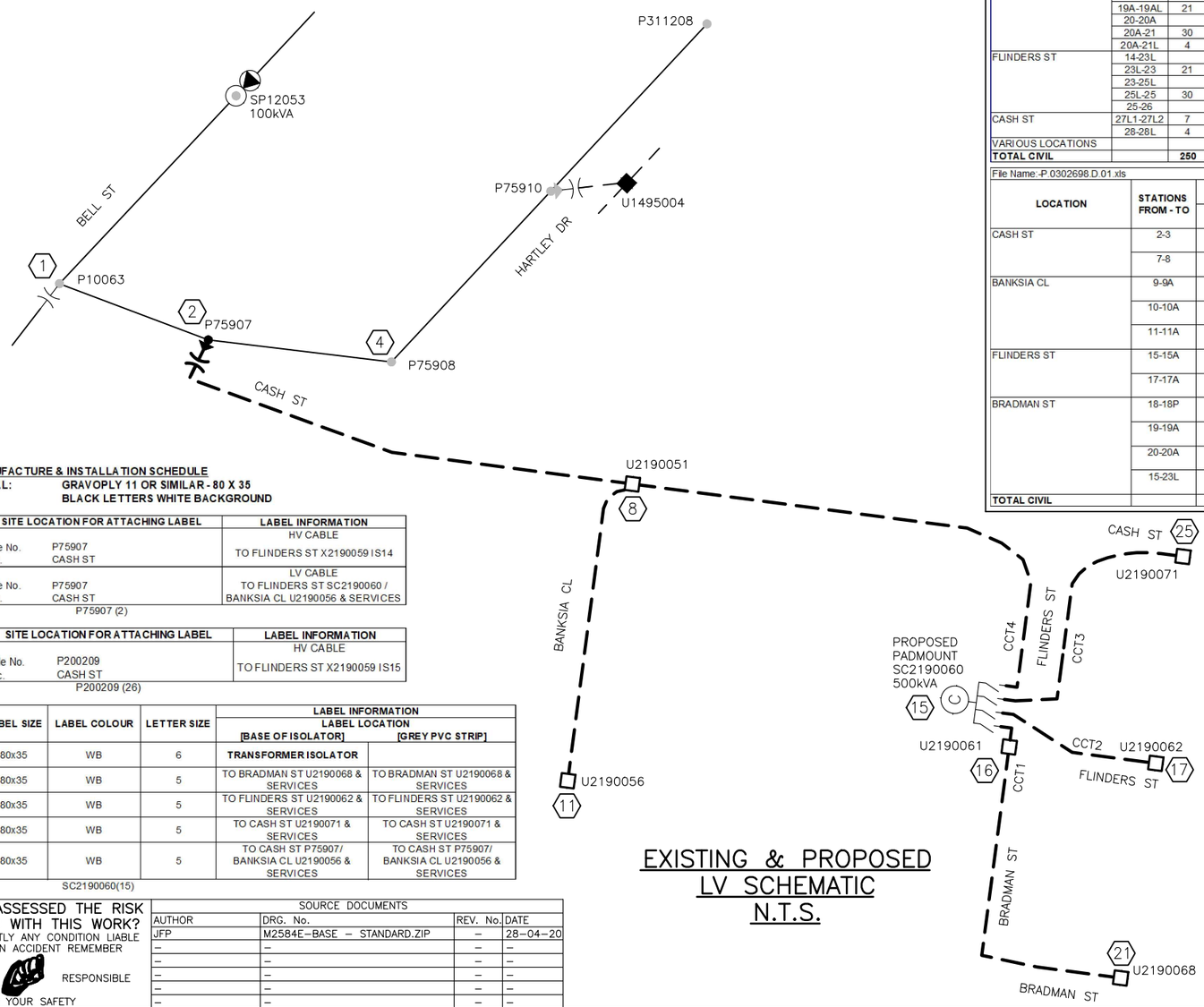

LV LABEL MANUFACTURE & INSTALLATION SCHEDULE
LABEL MATERIAL: GRAVOPLY 11 OR SIMILAR - 80 X 35
BLACK LETTERS WHITE BACKGROUND

LABEL SIZE	SITE LOCATION FOR ATTACHING LABEL		LABEL INFORMATION
300x100	Pole No. Loc.	P75907 CASH ST	HV CABLE TO FLINDERS ST X2190059 IS14
300x100	Pole No. Loc.	P75907 CASH ST	LV CABLE TO FLINDERS ST SC2190060 / BANKSIA CL U2190056 & SERVICES

P75907 (2)

LABEL SIZE	SITE LOCATION FOR ATTACHING LABEL		LABEL INFORMATION
300x100	Pole No. Loc.	P200209 CASH ST	HV CABLE TO FLINDERS ST X2190059 IS15

P200209 (26)

CIRCUIT NO.	LABEL SIZE	LABEL COLOUR	LETTER SIZE	LABEL INFORMATION LABEL LOCATION [BASE OF ISOLATOR]	[GREY PVC STRIP]
TFMR ISOLATOR	80x35	WB	6	TRANSFORMER ISOLATOR	
1	80x35	WB	5	TO BRADMAN ST U2190068 & SERVICES	TO BRADMAN ST U2190068 & SERVICES
2	80x35	WB	5	TO FLINDERS ST U2190062 & SERVICES	TO FLINDERS ST U2190062 & SERVICES
3	80x35	WB	5	TO CASH ST U2190071 & SERVICES	TO CASH ST U2190071 & SERVICES
4	80x35	WB	5	TO CASH ST P75907/ BANKSIA CL U2190056 & SERVICES	TO CASH ST P75907/ BANKSIA CL U2190056 & SERVICES

SC2190060(15)

EXISTING & PROPOSED LV SCHEMATIC N.T.S.

COPPER CONDUCTOR & CABLE RECOVERY File Name:-P.0302698.D.01.xls DATE: 22-Jun-20

TYPE		TOTAL LENGTH (M) (FOR OVERHEAD SERVICES - ONLY NUMBER REQUIRED, NOT LENGTH)
UG	OTHER CABLE TYPE - (SPECIFY) 2 CORE 4MMSQ	34

RETURN CONFIRMED BY:..... DATE: ___ / ___ / ___

HAVE YOU ASSESSED THE RISK ASSOCIATED WITH THIS WORK?
REPORT PROMPTLY ANY CONDITION LIABLE TO CAUSE AN ACCIDENT REMEMBER
YOU ARE RESPONSIBLE FOR YOUR SAFETY

SOURCE DOCUMENTS			
AUTHOR	DRG. No.	REV. No.	DATE
JFP	M2584E-BASE – STANDARD.ZIP	–	28-04-20
–	–	–	–
–	–	–	–
–	–	–	–
–	–	–	–
–	–	–	–

THIS DRAWING OR PART THEREOF IS PROTECTED BY THE LAWS OF COPYRIGHT & MAY NOT BE COPIED OR REPRODUCED WITHOUT THE EXPRESS PERMISSION OF J & P RICHARDSON INDUSTRIES. © 2020

LETTER	DESCRIPTION	DATE	AM'D BY	CHK'D

FILE NAME: P.0302698.D.01.DWG LAST SAVED: 22-Jun-20

ALIGNMENTS		CLEARING	BY DEVELOPER
ENERGEX	REFER UDC	WAYLEAVES	NO
NBN Co.	JOINT USE	EASEMENTS	NO
TELSTRA	LOCATE	ROAD RESERVE	YES
GAS	LOCATE	LOCAL AUTHORITY	MORETON BAY REGIONAL COUNCIL
WATER	LOCATE		
STORMWATER	LOCATE	COUNCIL REF	DA/38032/2019/V3RL
SEWERAGE	LOCATE	TELSTRA REF	AFR-17447054
LINK WATER	LOCATE	NBN REF	STG-W000123258
PEGGED?	ON REQUEST	T.E.S.	NO

CONTACTS			
COUNCIL	DBYD – 1100	DESIGNER	MITCHELL LE GRANGE
TELSTRA	DBYD – 1100	TRACED	BYRON HEMPHILL
CIVIL CONSULTANT	JFP URBAN CONSULTANTS PH: 5450 3900	CHECKED	LUKE SHINE
		INITIAL & DATE	G.W. 22-06-20
SURVEYOR	JFP URBAN CONSULTANTS PH: 5450 3900	CONSTRUCTION	PETER HARLEY
ENERGEX WORKS CO-ORDINATOR	ROBBIE PALOMBO PH: 3664 7235	CLIENT NAME	DENNIS FAMILY CORPORATION
APA GROUP	3215 6655	JOB No.	P.0302698.D.01

SCALE N.T.S.

J&P RICHARDSON INDUSTRIES Electrical Contractors & Engineers Campbell Ave Wacol Ph:(07)3271 2911 Fax:(07)3271 3623

TITLE **UNDERGROUND ELECTRICAL RETICULATION & STREETLIGHTING TO PROPOSED SUBDIVISION CASH ST STAGE 1 D'AGUILAR**

"PRELIMINARY"

DRAWING No E20-P.0302698.D.01 SHEET 4 OF 5

SHEET No A3 AMENDMENT –

ENERGEX PROJECT No. S0202867

Moreton Bay Regional Council

Approved Subject to Conditions of Decision Notice DA/38032/2019/V4EL/1

File Name:-P.0302698.D.01.xls

UNDERGROUND CABLE SCHEDULE

DATE: 22-Jun-20

LOCATION	STATIONS FROM - TO	VOLTS	EXIST	REC	INSTALL	CABLE SIZE / TYPE	MODEL ID	ROUTE LENGTH (m)	CABLE LENGTH (m) NEW	CABLE LENGTH (m) REC	LCC	REMARKS
CASH ST	2-29	11KV			X	240mmsq AL 3x1C TR XLPE/SCR/HDPE	11AT240XSH	220	238			
CASH ST/ FLINDERS ST	29-14	11KV			X	240mmsq AL 3x1C TR XLPE/SCR/HDPE	11AT240XSH	167	179			
	2-15	LV			X	240mmsq AL 4C XLPE/PVC STRANDED	LVFDR4C240A	395	418			
CASH ST	5-5L1	SL			X	4mmsq CU 2C PVC/PVC	LVFDR2C4	18	24			
	5-5L2	SL			X	4mmsq CU 2C PVC/PVC	LVFDR2C4	56	62			
BANKSIA CL	8-11	LV			X	240mmsq AL 4C XLPE/PVC STRANDED	LVFDR4C240A	110	124			
	9-9L	SL			X	4mmsq CU 2C PVC/PVC	LVFDR2C4	5	11			
	9-9A	LV			X	16mmsq CU 4C XLPE/PVC	LVFDR4C16	17	21			
	10-10L	SL			X	4mmsq CU 2C PVC/PVC	LVFDR2C4	4	10			
	10-10A	LV			X	16mmsq CU 4C XLPE/PVC	LVFDR4C16	17	21			
	11-11L	SL			X	4mmsq CU 2C PVC/PVC	LVFDR2C4	24	30			
FLINDERS ST	13-13L	SL			X	4mmsq CU 2C PVC/PVC	LVFDR2C4	4	10			
	14-15	11KV			X	240mmsq AL 3x1C TR XLPE/SCR/HDPE	11AT240XSH	2	14			
FLINDERS ST/ CASH ST	14-24	11KV			X	240mmsq AL 3x1C TR XLPE/SCR/HDPE	11AT240XSH	88	100			
	14-26	11KV			X	240mmsq AL 3x1C TR XLPE/SCR/HDPE	11AT240XSH	115	133			
FLINDERS ST	15-17	LV			X	240mmsq AL 4C XLPE/PVC STRANDED	LVFDR4C240A	56	63			
BRADMAN ST	15-21	LV			X	240mmsq AL 4C XLPE/PVC STRANDED	LVFDR4C240A	143	174			
FLINDERS ST/ CASH ST	15-25	LV			X	240mmsq AL 4C XLPE/PVC STRANDED	LVFDR4C240A	107	119			
FLINDERS ST	17-17A	LV			X	16mmsq CU 4C XLPE/PVC	LVFDR4C16	17	21			
	17-17L	SL			X	4mmsq CU 2C PVC/PVC	LVFDR2C4	27	33			
BRADMAN ST	18-18L	SL			X	4mmsq CU 2C PVC/PVC	LVFDR2C4	22	30			
	19-19A	LV			X	16mmsq CU 4C XLPE/PVC	LVFDR4C16	18	22			
	19A-19AL	SL			X	4mmsq CU 2C PVC/PVC	LVFDR2C4	21	27			
	21-21L	SL			X	4mmsq CU 2C PVC/PVC	LVFDR2C4	35	41			
FLINDERS ST	23-23L	SL			X	4mmsq CU 2C PVC/PVC	LVFDR2C4	21	27			
CASH ST	25-25L	SL			X	4mmsq CU 2C PVC/PVC	LVFDR2C4	30	36			
	27-27L1	SL	X	X		4mmsq CU 2C PVC/PVC	LVFDR2C4	28		34		
	27-27L2	SL			X	4mmsq CU 2C PVC/PVC	LVFDR2C4	33	39			
	28-28L	SL			X	4mmsq CU 2C PVC/PVC	LVFDR2C4	4	10			
VARIOUS LOCATIONS		LV			X	16mmsq CU 4C XLPE/PVC	LVFDR4C16		28			SERVICE TAILS

File Name:-P.0302698.D.01.xls

OVERHEAD WORKS SCHEDULE

DATE: 22-Jun-20

LOCATION	STN NO	SITE ID (POLE NO)	POLES EDT ANG	EDT kN	SST kN	LST kN	EXIST	RECOVER	ERECT	SINK	FOOT	COMP ID	ALIGN	LCC	CONSTRUCTIONS (Note: KBS is top KB to top KB) EXIST	RECOVER	ERECT	No	KBS	ANG	LCC	REMARKS
CASH ST	2	P75907	317	0.78	3.23	6.72	12.5H	12.5H	14/12-22	2.2	CCF	P01	EXIST 2m EAST		11A	11A	11TC/S	1	150*	T		REFER SERVICE SCHEDULE
																	HVTLI	3				
																	LIBRA	6				
																	11PTTRIPXW	1	1400			
																	11BRAL/240XL	1				
															LVA	LVA	LVS	1	1800	14		
																	LVTMA	8				
																	SC0008797	4				FULL TENSION CRIMP
																	MARS	8				
																	LVT240/HV	1				
																	LVBR240/AOH	1				
																	SET102-2	4				INSTALL LINKS (OPEN)
																	SC00006265	6				120MM SQ CU LUG
																	BR95	4				
																	CGEC	1				
																	SC15568D	1				AL-CU CLAMP
	4	P75908	337	1.84	5.33	10.57	14 H			EXIST	EXIST	P01	EXIST		11T/N	11T/N						REFER SERVICE SCHEDULE
															11T/N	11T/N						
															LVT				2400*	T		
															LVT				600	T		
															M80							
	26	P200209	90	4.87	11.19	20.71	12.5 M	12.5 M	12.5/12-22	2.2	MDCF	P01	EXIST 21m EAST		11P	11P	11TC/S	1	150*	T		
				UN-STAYED													HVTLI	3				
			180	0	0.85	1.54											GSE39/SAS25	1	300			INSTALL @ 9.8m INSTALLING
				STAYED											11PTTRIPXW	11PTTRIPXW	11PTTRIPXW	1	1100			PRESSURE 50 BAR
															11BRAL/240XL	11BRAL/240XL	11BRAL/240XL	1				
															CGES	CGES	CGES	1				
	30	P200207					12.5 H	12.5 H		EXIST	EXIST	P01	EXIST		11T/N	11T/N						
															11TC2/N	11TC2/N						
															GSW25	GSW25						
															M80	M80						
	31	P200208					12.5 M	12.5 M		EXIST	EXIST	P01	EXIST		11P/N	11P/N						

File Name:-P.0302698.D.01.xls

OVERHEAD CONDUCTORS SCHEDULE

DATE: 22-Jun-20

LOCATION	STATIONS FROM - TO	VOLTS	EXISTING	TRANSFER	RECOVER	ERECT	NO. OF SPANS	DISTANCE (m)	STRING TABLE	M.E.S. (m)	SAG SPAN FROM - TO	SAG (m) 15°C	SAG (m) 30°C	TOTAL CONDUCTOR LENGTH (m)* NEW	TOTAL CONDUCTOR LENGTH (m)* REC	LCC	AS CONSTRUCTED CONDUCTOR HEIGHT (M)	AS CONSTRUCTED CONDUCTOR HEIGHT (°C)	REMARKS
CASH ST	1-2	11KV	3 x LIBRA	3 x LIBRA			1	58	660	58	1-2 (58m)	2.21	2.31						
	1-2	LV	4 x MARS	4 x MARS			1	58	660	58	1-2 (58m)	2.21	2.31						
	2-4	11KV	3 x LIBRA		3 x LIBRA		1	66							198				RETURN TO ENERGEX
	2-4	LV	4 x MARS	4 x MARS			1	66	440	66	2-4 (66m)	1.91	2.05						RETENSION MAINS
	4-30	11KV	3 x LIBRA		3 x LIBRA		1	32							96				RETURN TO ENERGEX
	30-26	11KV	3 x LIBRA		3 x LIBRA		2	281							843				RETURN TO ENERGEX
	26-32	11KV	3 x LIBRA	3 x LIBRA			1	128	110	106	26-32 (128m)	1.81	2.20						
TOTAL CABLE (INCLUDES 5 %)																			* INCLUDES 5% SAG ALLOWANCE

File Name:-P.0302698.D.01.xls

LV SERVICE SCHEDULE

DATE: 22-Jun-20

LOCATION	STN NO	HOUSE NO	EXISTING	TRANSFER	RECOVER	ERECT	No OF SPANS	DIST (m)	SAG SPAN	SAG (m) 15°C	SAG (m) 25°C	TOTAL CONDUCTOR LENGTH (m)	FITTINGS MAINS BOX	CHANGE P.O.A	FUSE SIZE	PHASE Ø	SERVICE FITTING CODE or IIN	REMARKS
CASH ST	2	20	2B25	2B25			1	18	2 - #20 (18m)		0.42		N	N	80	A	T2B25WAN80	
	4	STN 30	2B25		2B25		1	32										

File Name:-P.0302698.D.01.xls

EQUIPMENT SCHEDULE

DATE: 22-Jun-20

LOCATION	STN NO	SITE ID	EX	REC	IN	SIZE & DESCRIPTION	IIN	COMP ID	PLANT NO	MODEL ID	QTY	LCC	REMARKS
CASH ST	5	U2190049			X	2 WAY PILLAR & S/L		PI1		LVSP4-6SL	1		2 x 240 mmsq LV TERM
													2 x 4 mmsq S/L TERM
	6	U2190050			X	2 WAY PILLAR		PI1		LVSP4-6	1		2 x 240 mmsq LV TERM
	8	U2190051			X	3 WAY PILLAR		PI1		LVSP9-6	1		3 x 240 mmsq LV TERM
BANKSIA CL	9	U2190052			X	2 WAY PILLAR, S/L & MEN		PI1		LVSP4-6SL	1		2 x 240 mmsq LV TERM
										1011-2	1		1 x 16 mmsq LV TERM
										ADE	1		1 x 4 mmsq S/L TERM
													1 x MEN
	9A	U2190053			X	CROSS-ROAD PILLAR		PI1		LVSP12-6	1		1 x 16 mmsq LV TERM
	10	U2190054			X	2 WAY PILLAR & S/L		PI1		LVSP4-6SL	1		2 x 240 mmsq LV TERM
													1 x 16 mmsq LV TERM
													1 x 4 mmsq S/L TERM
	10A	U2190055			X	CROSS-ROAD PILLAR		PI1		LVSP12-6	1		1 x 16 mmsq LV TERM
	11	U2190056			X	1 WAY PILLAR, S/L & MEN		PI1		LVSP2-6SL	1		1 x 240 mmsq LV TERM
										1011-2	1		1 x 4 mmsq S/L TERM
										ADE	1		1 x MEN
CASH ST	29	U2190057			X	STRAIGHT JOINT		JU1		11ST24/24X	1		
						HEATSHRINK CAP				SC0006614	6		
						PVC JOINT PROTECTION				CIVJTPROT	1		
FLINDERS ST	13	U2190058			X	2 WAY PILLAR & S/L		PI1		LVSP4-6SL	1		2 x 240 mmsq LV TERM
													1 x 4 mmsq S/L TERM
	14	X2190059			X	4 WAY RMU		RM1		S34142	1		
						240mmsq 11kV TRIPLEX TERMINATION				1SGTPM9524XG	4		4 x 240msq HV TERM
						EARTH GRID				DSSQPMCEG	1		COMMON EARTH
						ADDITIONAL EARTH				DSPMTEGSA	1		
						RMU SIGN				DSRMSIGN	1		
						HEAT SHRINK CAP				SC0006614	12		
						CULVERT BOX UNIT				SC0019566	1		
	15	SC2190060			X	500kVA PADMOUNT TRANSFORMER		TR1		S25118	1		
						240mmsq 11kV TRIPLEX TERMINATION				2DBSTA24D	1		1 x 240mmsq HV TERM
						40A HV FUSE LINK				DSHVF5SLK	1		
						240mmsq LV TERMINATION				LVPT4C240	4		4 x 240mmsq LV TERM
						315A LV FUSE				DSLVF31	4		
						EARTH GRID				DSSQPMCEG	1		COMMON EARTH
						ADDITIONAL EARTH				DSPMTEGSA	1		
						HEAT SHRINK CAP				SC0006614	6		
						CULVERT BOX UNIT				SC0019959	1		
	16	U2190061			X	2 WAY PILLAR		PI1		LVSP4-6	1		2 x 240 mmsq LV TERM
	17	U2190062			X	1 WAY PILLAR, S/L & MEN		PI1		LVSP2-6SL	1		1 x 240 mmsq LV TERM
										1011-2	1		1 x 16 mmsq LV TERM
										ADE	1		1 x 4 mmsq S/L TERM
													1 x MEN
	17A	U2190073			X	CROSS-ROAD PILLAR		PI1		LVSP12-6	1		1 x 16 mmsq LV TERM
BRADMAN ST	18	U2190063			X	2 WAY PILLAR & S/L		PI1		LVSP4-6SL	1		2 x 240 mmsq LV TERM
													1 x 4 mmsq S/L TERM
	18P	U2190064			X	#4 STREETLIGHT PIT		PI1		ASSY833-1	1		
	19	U2190065			X	2 WAY PILLAR		PI1		LVSP4-6	1		2 x 240 mmsq LV TERM
													1 x 16 mmsq LV TERM
	19A	U2190066			X	CROSS-ROAD PILLAR & S/L		PI1		LVSP12-6SL	1		1 x 16 mmsq LV TERM
													1 x 4 mmsq S/L TERM
	20	U2190067			X	2 WAY PILLAR		PI1		LVSP4-6	1		2 x 240 mmsq LV TERM
	21	U2190068			X	1 WAY PILLAR, S/L & MEN		PI1		LVSP2-6SL	1		1 x 240 mmsq LV TERM
										1011-2	1		1 x 4 mmsq S/L TERM
										ADE	1		1 x MEN
FLINDERS ST	23	U2190069			X	2 WAY PILLAR & S/L		PI1		LVSP4-6SL	1		2 x 240 mmsq LV TERM
													1 x 4 mmsq S/L TERM
	24	U2190070			X	STRAIGHT JOINT		JU1		11ST24/24X	1		LOCATE EXISTING
						HEATSHRINK CAP				SC0006614	6		MAINS AND MAKE
						PVC JOINT PROTECTION				CIVJTPROT	1		STRAIGHT JOINT
CASH ST	25	U2190071			X	1 WAY PILLAR, S/L & MEN		PI1		LVSP2-6SL	1		1 x 240 mmsq LV TERM
										1011-2	1		1 x 4 mmsq S/L TERM
										ADE	1		1 x MEN
	27	U1495008	X	X	X	1 x 4mmsq SL TERM							REC 1 x 4 mmsq S/L TERM
													1 x 4 mmsq S/L TERM
	28	U1495007	X		X	1 x 4mmsq SL TERM							1 x 4 mmsq S/L TERM
VARIOUS LOCATIONS					X	ALLEN KEY		PI1		SC0015505	1		
					X	32A S/L FUSE		PI1		SC0004434	13		
					X	REFLECTIVE STICKER		PI1		SC0017349	19		

File Name:-P.0302698.D.01.xls

RATE 2 - STREETLIGHT SCHEDULE

DATE: 22-Jun-20

LOCATION	STN NO	SITE ID (POLE NO)	POLE OR COMPONENTS COMP ID	EXIST (m)	REC (m)	ERECT (m)	SLM or IIN	ALIGN (m)	LANTERN COMP ID	EXIST	RECOVER LUMIN	RECOVER CUST	DATE DE-ENERG	ERECT LUMIN	ERECT CUST	DATE ENERG	SLM or IIN	OUTREACH BRACKET EXIST (m)	REC (m)	ERECT (m)	SLM or IIN	MOUNT HEIGHT (M)	REMARKS
CASH ST	5L2	P2190035	P01			5.5 BPM	SB75115CI	REFER TABLE	SL1					L17L2	MBRC		SLEDGL0167N			1.5	SC0013166	7.5	
	5L1	P2190036	P01			5.5 BPM	SB75115CI	REFER TABLE	SL1					L17L2	MBRC		SLEDGL0167N			1.5		7.5	
BANKSIA CL	9L	P2190037	P01			4.5 ESTATE	SLNOS3CI	REFER TABLE	SL1					L17D3L2	MBRC		SLEDGL01712					5.1	BLACK NOSTALGIA
	10L	P2190038	P01			4.5 ESTATE	SLNOS3CI	REFER TABLE	SL1					L17D3L2	MBRC		SLEDGL01712					5.1	BLACK NOSTALGIA
	11L	P2190039	P01			4.5 ESTATE	SLNOS3CI	REFER TABLE	SL1					L17D3L2	MBRC		SLEDGL01712					5.1	BLACK NOSTALGIA
FLINDERS ST	13L	P2190040	P01			5.5 BPM	SB75115CI	REFER TABLE	SL1					L17L2	MBRC		SLEDGL0167N			1.5		7.5	
	17L	P2190041	P01			4.5 ESTATE	SLNOS3CI	REFER TABLE	SL1					L17D3L2	MBRC		SLEDGL01712					5.1	BLACK NOSTALGIA
BRADMAN ST	18L	P2190042	P01			4.5 ESTATE	SLNOS3CI	REFER TABLE	SL1					L17D3L2	MBRC		SLEDGL01712					5.1	BLACK NOSTALGIA
	19AL	P2190043	P01			4.5 ESTATE	SLNOS3CI	REFER TABLE	SL1					L17D3L2	MBRC		SLEDGL01712					5.1	BLACK NOSTALGIA
	21L	P2190044	P01			4.5 ESTATE	SLNOS3CI	REFER TABLE	SL1					L17D3L2	MBRC		SLEDGL01712					5.1	BLACK NOSTALGIA
FLINDERS ST	23L	P2190045	P01			4.5 ESTATE	SLNOS3CI	REFER TABLE	SL1					L17D3L2	MBRC		SLEDGL01712					5.1	BLACK NOSTALGIA
CASH ST	25L	P2190046	P01			5.5 BPM	SB75115CI	REFER TABLE	SL1					L17L2	MBRC		SLEDGL0167N			1.5		7.5	
	27L1	P1495030	P01	5.5M BPM	5.5M BPM			EXIST	SL1	M80L2	M80L2	MBRC						1.5	1.5				
	27L2	P2190047	P01			5.5 BPM	SB75115CI	REFER TABLE	SL1					L17L2	MBRC		SLEDGL0167N			1.5		7.5	
	28L	P2190048	P01			5.5 BPM	SB75115CI	REFER TABLE	SL1					L17L2	MBRC		SLEDGL0167N			1.5		7.5	

HAVE YOU ASSESSED THE RISK ASSOCIATED WITH THIS WORK?
REPORT PROMPTLY ANY CONDITION LIABLE TO CAUSE AN ACCIDENT REMEMBER
YOU ARE RESPONSIBLE FOR YOUR SAFETY

SOURCE DOCUMENTS			
AUTHOR	DRG. No.	REV. No.	DATE
JFP	M2584E–BASE – STANDARD.ZIP	–	28–04–20
–	–	–	–
–	–	–	–
–	–	–	–
–	–	–	–
–	–	–	–

THIS DRAWING OR PART THEREOF IS PROTECTED BY THE LAWS OF COPYRIGHT & MAY NOT BE COPIED OR REPRODUCED WITHOUT THE EXPRESS PERMISSION OF J & P RICHARDSON INDUSTRIES. © 2020

LETTER	DESCRIPTION	DATE	AM'D BY	CHK'D

FILE NAME: P.0302698.D.01.DWG LAST SAVED: 22–Jun–20

ALIGNMENTS		CLEARING	BY DEVELOPER
ENERGEX	REFER UDC	WAYLEAVES	NO
NBN Co.	JOINT USE	EASEMENTS	NO
TELSTRA	LOCATE	ROAD RESERVE	YES
GAS	LOCATE	LOCAL AUTHORITY	MORETON BAY REGIONAL COUNCIL
WATER	LOCATE		
STORMWATER	LOCATE	COUNCIL REF	DA/38032/2019/V3RL
SEWERAGE	LOCATE	TELSTRA REF	AFR–17447054
LINK WATER	LOCATE	NBN REF	STG–W000123258
PEGGED?	ON REQUEST	T.E.S.	NO

CONTACTS		SCALE	N.T.S.
COUNCIL	DBYD – 1100	DESIGNER	MITCHELL LE GRANGE
TELSTRA	DBYD – 1100	TRACED	BYRON HEMPHILL
CIVIL CONSULTANT	JFP URBAN CONSULTANTS PH: 5450 3900	CHECKED	LUKE SHINE
		INITIAL & DATE	G.W. 22–06–20
SURVEYOR	JFP URBAN CONSULTANTS PH: 5450 3900	CONSTRUCTION	PETER HARLEY
ENERGEX WORKS CO–ORDINATOR	ROBBIE PALOMBO PH: 3664 7235	CLIENT NAME	DENNIS FAMILY CORPORATION
APA GROUP	3215 6655	JOB No.	P.0302698.D.01

J&P RICHARDSON INDUSTRIES
Electrical Contractors & Engineers
Campbell Ave Wacol Ph:(07)3271 2911 Fax:(07)3271 3623

TITLE
UNDERGROUND ELECTRICAL RETICULATION & STREETLIGHTING TO PROPOSED SUBDIVISION CASH ST STAGE 1 D'AGUILAR

"PRELIMINARY"

DRAWING No E20–P.0302698.D.01
SHEET 5 OF 5
SHEET No A4
AMENDMENT –

ENERGEX PROJECT No. S0202867

Moreton Bay Regional Council

Approved Subject to Conditions of Decision Notice DA/38032/2019/V4EL/1

ATTACHMENT 4

Appeal Rights

(2) The person is taken to have engaged in the representative's conduct, unless the person proves the person could not have prevented the conduct by exercising reasonable diligence.

(3) In this section—

conduct means an act or omission.

representative means—

(a) of a corporation—an executive officer, employee or agent of the corporation; or

(b) of an individual—an employee or agent of the individual.

state of mind, of a person, includes the person's—

(a) knowledge, intention, opinion, belief or purpose; and

(b) reasons for the intention, opinion, belief or purpose.

Chapter 6 Dispute resolution

Part 1 Appeal rights

229 Appeals to tribunal or P&E Court

(1) Schedule 1 states—

(a) matters that may be appealed to—

(i) either a tribunal or the P&E Court; or

(ii) only a tribunal; or

(iii) only the P&E Court; and

(b) the person—

(i) who may appeal a matter (the ***appellant***); and

(ii) who is a respondent in an appeal of the matter; and

Authorised by the Parliamentary Counsel

(iii) who is a co-respondent in an appeal of the matter; and

(iv) who may elect to be a co-respondent in an appeal of the matter.

(2) An appellant may start an appeal within the appeal period.

(3) The ***appeal period*** is—

(a) for an appeal by a building advisory agency—10 business days after a decision notice for the decision is given to the agency; or

(b) for an appeal against a deemed refusal—at any time after the deemed refusal happens; or

(c) for an appeal against a decision of the Minister, under chapter 7, part 4, to register premises or to renew the registration of premises—20 business days after a notice is published under section 269(3)(a) or (4); or

(d) for an appeal against an infrastructure charges notice—20 business days after the infrastructure charges notice is given to the person; or

(e) for an appeal about a deemed approval of a development application for which a decision notice has not been given—30 business days after the applicant gives the deemed approval notice to the assessment manager; or

(f) for an appeal relating to the *Plumbing and Drainage Act 2018*—

(i) for an appeal against an enforcement notice given because of a belief mentioned in the *Plumbing and Drainage Act 2018*, section 143(2)(a)(i), (b) or (c)—5 business days after the day the notice is given; or

(ii) for an appeal against a decision of a local government or an inspector to give an action notice under the *Plumbing and Drainage Act 2018*—5 business days after the notice is given; or

Authorised by the Parliamentary Counsel

(iii) otherwise—20 business days after the day the notice is given; or

(g) for any other appeal—20 business days after a notice of the decision for the matter, including an enforcement notice, is given to the person.

Note—

See the P&E Court Act for the court's power to extend the appeal period.

(4) Each respondent and co-respondent for an appeal may be heard in the appeal.

(5) If an appeal is only about a referral agency's response, the assessment manager may apply to the tribunal or P&E Court to withdraw from the appeal.

(6) To remove any doubt, it is declared that an appeal against an infrastructure charges notice must not be about—

(a) the adopted charge itself; or

(b) for a decision about an offset or refund—

(i) the establishment cost of trunk infrastructure identified in a LGIP; or

(ii) the cost of infrastructure decided using the method included in the local government's charges resolution.

230 Notice of appeal

(1) An appellant starts an appeal by lodging, with the registrar of the tribunal or P&E Court, a notice of appeal that—

(a) is in the approved form; and

(b) succinctly states the grounds of the appeal.

(2) The notice of appeal must be accompanied by the required fee.

(3) The appellant or, for an appeal to a tribunal, the registrar, must, within the service period, give a copy of the notice of appeal to—

Authorised by the Parliamentary Counsel

(a) the respondent for the appeal; and

(b) each co-respondent for the appeal; and

(c) for an appeal about a development application under schedule 1, section 1, table 1, item 1—each principal submitter for the application whose submission has not been withdrawn; and

(d) for an appeal about a change application under schedule 1, section 1, table 1, item 2—each principal submitter for the application whose submission has not been withdrawn; and

(e) each person who may elect to be a co-respondent for the appeal other than an eligible submitter for a development application or change application the subject of the appeal; and

(f) for an appeal to the P&E Court—the chief executive; and

(g) for an appeal to a tribunal under another Act—any other person who the registrar considers appropriate.

(4) The ***service period*** is—

(a) if a submitter or advice agency started the appeal in the P&E Court—2 business days after the appeal is started; or

(b) otherwise—10 business days after the appeal is started.

(5) A notice of appeal given to a person who may elect to be a co-respondent must state the effect of subsection (6).

(6) A person elects to be a co-respondent to an appeal by filing a notice of election in the approved form—

(a) if a copy of the notice of appeal is given to the person—within 10 business days after the copy is given to the person; or

(b) otherwise—within 15 business days after the notice of appeal is lodged with the registrar of the tribunal or the P&E Court.

Authorised by the Parliamentary Counsel

(7) Despite any other Act or rules of court to the contrary, a copy of a notice of appeal may be given to the chief executive by emailing the copy to the chief executive at the email address stated on the department's website for this purpose.

231 Non-appealable decisions and matters

(1) Subject to this chapter, schedule 1 and the P&E Court Act, unless the Supreme Court decides a decision or other matter under this Act is affected by jurisdictional error, the decision or matter is non-appealable.

(2) The *Judicial Review Act 1991*, part 5 applies to the decision or matter to the extent it is affected by jurisdictional error.

(3) A person who, but for subsection (1) could have made an application under the *Judicial Review Act 1991* in relation to the decision or matter, may apply under part 4 of that Act for a statement of reasons in relation to the decision or matter.

(4) In this section—

decision includes—

(a) conduct engaged in for the purpose of making a decision; and

(b) other conduct that relates to the making of a decision; and

(c) the making of a decision or the failure to make a decision; and

(d) a purported decision; and

(e) a deemed refusal.

non-appealable, for a decision or matter, means the decision or matter—

(a) is final and conclusive; and

(b) may not be challenged, appealed against, reviewed, quashed, set aside or called into question in any other way under the *Judicial Review Act 1991* or otherwise,

Authorised by the Parliamentary Counsel

whether by the Supreme Court, another court, any tribunal or another entity; and

(c) is not subject to any declaratory, injunctive or other order of the Supreme Court, another court, any tribunal or another entity on any ground.

232 Rules of the P&E Court

(1) A person who is appealing to the P&E Court must comply with the rules of the court that apply to the appeal.

(2) However, the P&E Court may hear and decide an appeal even if the person has not complied with rules of the P&E Court.

Part 2 Development tribunal

Division 1 General

233 Appointment of referees

(1) The Minister, or chief executive, (the ***appointer***) may appoint a person to be a referee, by an appointment notice, if the appointer considers the person—

(a) has the qualifications or experience prescribed by regulation; and

(b) has demonstrated an ability—

(i) to negotiate and mediate outcomes between parties to a proceeding; and

(ii) to apply the principles of natural justice; and

(iii) to analyse complex technical issues; and

(iv) to communicate effectively, including, for example, to write informed succinct and well-organised decisions, reports, submissions or other documents.

Authorised by the Parliamentary Counsel